



YOUR IDEAL RANCHER

When you need muscle, you don't settle for less. Meet the Honda FourTrax Rancher, the ATV that matches your grit. With four distinct trims, it's easy to find the perfect fit for your needs and budget. Whether you crave the seamless shifts of our automatic DCT transmission, the handling of Independent Rear Suspension, or the ease of Electric Power Steering, the Rancher has you covered. And for 2025, it comes in bold colors like Hero Red, Black Forest Green, Blue, Slate Gray, and TrueTimber® Atera Camo. It's not just a utility ATV — it's your trusted companion for hard work and fun play. Choose the FourTrax Rancher and discover why the best adventures start with Honda.

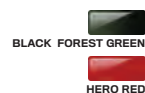
UTILITY ATVS ARE RECOMMENDED FOR RIDERS 16 YEARS AND OLDER. ATVS CAN BE HAZARDOUS TO OPERATE. FOR YOUR SAFETY, BE RESPONSIBLE. READ THE OWNER'S MANUAL. ALWAYS WEAR A HELMET, EYE PROTECTION AND PROTECTIVE CLOTHING. BE CAREFUL ON DIFFICULT TERRAIN. NEVER RIDE AFTER CONSUMING DRUGS OR ALCOHOL, ON PAVED SURFACES, ON PUBLIC ROADS, WITH PASSENGERS, OR AT EXCESSIVE SPEEDS. NO STUNT RIDING. RESPECT THE ENVIRONMENT WHEN RIDING. FourTrax®, Rancher®, Honda Pro-Connect™ and TraxLok®, TrueTimber Atera Camo® are registered trademarks of Honda Motor Co., Ltd. ©2024 American Honda Motor Co., Inc.



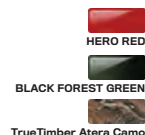
2025 FourTrax Rancher



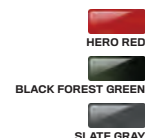
FourTrax Rancher



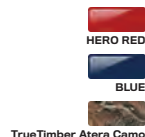
FourTrax Rancher 4x4



**FourTrax Rancher 4x4
Automatic DCT EPS**



**FourTrax Rancher 4x4
Automatic DCT IRS EPS**



FEATURES & BENEFITS

AUTOMATIC DCT

The Rancher's Honda Automatic DCT transmission offers strong internals, fast shifts, excellent control, true compression-braking capability, and an automatic program that upshifts and downshifts while you concentrate on riding. It's one of the best available choices you can make.

PROGRAMMED FUEL INJECTION

Our Honda Programmed Fuel Injection (PGM-FI) features a 34mm throttle body, 12-hole injector, and an oxygen sensor that allows the fuel mapping to instantaneously adjust to any riding condition for trouble-free operation in the cold and at varying altitudes.

INDEPENDENT REAR SUSPENSION (IRS)

The Rancher Automatic DCT with Independent Rear Suspension (IRS) has over eight inches of travel and nine inches of clearance. That returns two big benefits: it helps ensure constant tire contact with the ground for superior traction, and it gives you a smooth ride over rough terrain.

FRONT AND REAR CARGO TRACKS

The Rancher's racks feature strong steel construction and a large flat area. Better still, they're designed so it's easy to attach and remove cargo boxes and other accessories in our Honda Pro-Connect™ line, adding to your Rancher's versatility.





2025 FourTrax Rancher



FourTrax Rancher

FourTrax Rancher 4X4

ENGINE TYPE	420cc longitudinally mounted liquid-cooled wet-sump single-cylinder four-stroke	420cc longitudinally mounted liquid cooled wet-sump single-cylinder four-stroke
BORE AND STROKE	86.5mm x 71.5mm	86.5mm x 71.5mm
INDUCTION	Programmed Fuel Injection (PGM-FI); 34mm throttle body	Programmed Fuel Injection (PGM-FI); 34mm throttle body
VALVE TRAIN	OHV; two valves per cylinder	OHV; two valves per cylinder
CLUTCH	Automatic	Automatic
COMPRESSION RATIO	9.9:1	9.9:1
STARTER	Electric with optional auxiliary recoil	Electric with optional auxiliary recoil
TRANSMISSION	Five-speed manual with reverse	Five-speed manual with reverse
DRIVELINE	Direct rear driveshaft; two-wheel drive	Direct front and rear driveshafts with TraxLok and torque-sensitive front differential
FRONT SUSPENSION	Independent double-wishbone; 6.7 inch travel	Independent double-wishbone; 6.7 inch travel
REAR SUSPENSION	Swingarm with single shock; 6.7-inch travel	Swingarm with single shock; 6.7-inch travel
FRONT BRAKES	Dual 190mm discs	Dual 193mm discs
REAR BRAKE	160mm sealed mechanical drum	160mm sealed mechanical drum
FRONT TIRES	24 x 8-12	24 x 8-12
REAR TIRES	24 x 10-11	24 x 10-11
LENGTH	82.8 inches	82.8 inches
WIDTH	47.4 inches	47.4 inches
HEIGHT	46.2 inches	46.2 inches
WHEELBASE	50.0 inches	50.0 inches
SEAT HEIGHT	33.7 inches	33.6 inches
GROUND CLEARANCE	7.1 inches	7.1 inches
CURB WEIGHT	580 pounds (Includes all standard equipment, required fluids and full tank of fuel)	615 pounds (Includes all standard equipment, required fluids and a full tank of fuel)
FUEL CAPACITY	3.9 gallons, including 1.3-gallon reserve	3.9 gallons, including 1.3-gallon reserve
FRONT RACK CAPACITY	66 pounds	66 pounds
REAR RACK CAPACITY	133 pounds	133 pounds
TURNING RADIUS	9.2 feet	9.2 feet

One Year Included Transferable, limited warranty

Optional Extended coverage available with a HondaCare® Protection Plan



2025 FourTrax Rancher



FourTrax Rancher 4X4 Automatic DCT EPS

FourTrax Rancher 4X4 Automatic DCT IRS EPS

ENGINE TYPE	420cc longitudinally mounted liquid-cooled wet-sump single-cylinder four-stroke	420cc longitudinally mounted liquid cooled wet-sump single-cylinder four-stroke
BORE AND STROKE	86.5mm x 71.5mm	86.5mm x 71.5mm
INDUCTION	Programmed Fuel Injection (PGM-FI); 34mm throttle body	Programmed Fuel Injection (PGM-FI); 34mm throttle body
VALVE TRAIN	OHV; two valves per cylinder	OHV; two valves per cylinder
CLUTCH	Automatic	Automatic
COMPRESSION RATIO	9.9:1	9.9:1
STARTER	Electric with optional auxiliary recoil	Electric with optional auxiliary recoil
TRANSMISSION	Five-speed automatic dual-clutch transmission with reverse	Five-speed automatic dual-clutch transmission with reverse
DRIVELINE	Direct front and rear driveshafts with TraxLok and torque-sensitive front differential	Direct front and rear driveshafts with TraxLok and torque-sensitive front differential
FRONT SUSPENSION	Independent double-wishbone; 6.7 inch travel	Independent double-wishbone; 7.3 inch travel
REAR SUSPENSION	Swingarm with single shock; 6.7-inch travel	Independent dual-arm; 8.5 inch travel
FRONT BRAKES	Dual 190mm discs	Dual 193mm discs
REAR BRAKES	160mm sealed mechanical drum	Dual 170mm discs
FRONT TIRES	24 x 8-12	24 x 8-12
REAR TIRES	24 x 10-11	24 x 10-12
LENGTH	82.8 inches	84.5 inches
WIDTH	47.4 inches	47.4 inches
HEIGHT	46.2 inches	47.2 inches
WHEELBASE	50.0 inches	51.0 inches
SEAT HEIGHT	33.6 inches	35.4 inches
GROUND CLEARANCE	7.1 inches	9.6 inches
CURB WEIGHT	642 pounds (Includes all standard equipment, required fluids and full tank of fuel)	686 pounds (Includes all standard equipment, required fluids and a full tank of fuel)
FUEL CAPACITY	3.9 gallons, including 1.3-gallon reserve	3.9 gallons, including 1.3-gallon reserve
FRONT RACK CAPACITY	66 pounds	66 pounds
REAR RACK CAPACITY	133 pounds	133 pounds
TURNING RADIUS	9.2 feet	9.2 feet

One Year Included Transferable, limited warranty

Optional Extended coverage available with a HondaCare® Protection Plan